

YOU ASKED FOR A FASTER BOILERLESS STEAMER

WE LISTENED

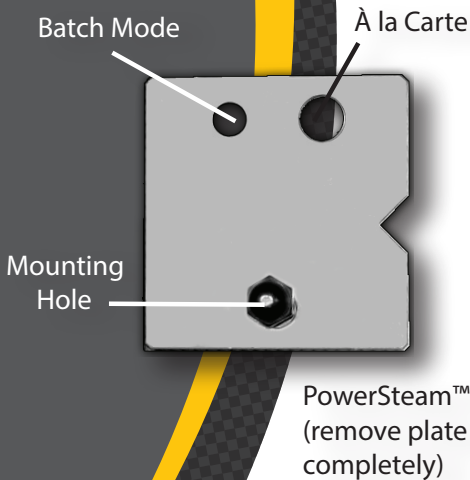
The **Evolution™ Boilerless Steamer** features **PowerPlate™** technology, which allows you to select from

3 different cook modes!

PowerSteam™ Mode - The fastest boilerless cook times.


À la Carte Mode - Still less than 1 gallon of water per hour and energy efficient with faster cook times.

Batch Mode - Excellent for Batch cooking.
Maximum Water & Energy Efficiency.



How to Adjust Performance Modes

Tools Required:
7/16" wrench or 7/16"
socket wrench or
adjustable wrench




PowerSteam™ Mode

Remove the acorn nut and lock washer. Remove the PowerPlate™ from the mounting stud. Rotate plate so that the large rear vent is not covered by the plate. Slide the PowerPlate™ onto the stud and install the lock washer then the acorn nut and tighten.



À la Carte Mode

Remove the acorn nut and lock washer. Remove the PowerPlate™ and flip it so the larger hole is lined up over the large vent hole. Slide the PowerPlate™ onto the stud and install the lock washer then the acorn nut and tighten.



Batch Mode

Leave as received from the factory.

AccuTemp™
INNOVATIVE COOKING EQUIPMENT SOLUTIONS

accutemp.net

(800) 210-5907

WORLD'S BEST
EVOLUTION™
BOILER-FREE STEAMER

MM4343-1707