




EVOLUTION™ STEAMER POWERPLATE™ TECHNOLOGY

The Evolution™ Boilerless Steamer features PowerPlate™ technology, which allows you to select from

- PowerSteam™ Mode:** The fastest boilerless cook times.
- À la Carte Mode:** Still less than 1 gallon of water per hour and energy efficient with faster cook times.
- Batch Mode:** Excellent for Batch cooking. Maximum Water & Energy Efficiency.

HOW TO ADJUST PERFORMANCE MODES

A 7/16" wrench or 7/16" socket wrench or adjustable wrench is required.




POWERSTEAM™ MODE

Remove the acorn nut and lock washer. Remove the PowerPlate™ from the mounting stud. Rotate plate so that the large rear vent is not covered by the plate. Slide the PowerPlate™ onto the stud and install the lock washer then the acorn nut and tighten.



À LA CARTE MODE

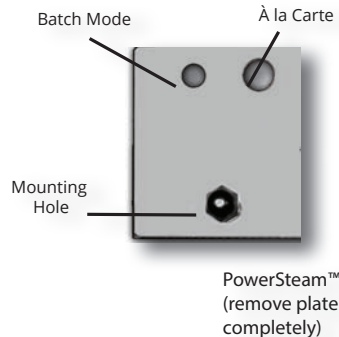
Remove the acorn nut and lock washer. Remove the PowerPlate™ and flip it so the larger hole is lined up over the large vent hole. Slide the PowerPlate™ onto the stud and install the lock washer then the acorn nut and tighten.



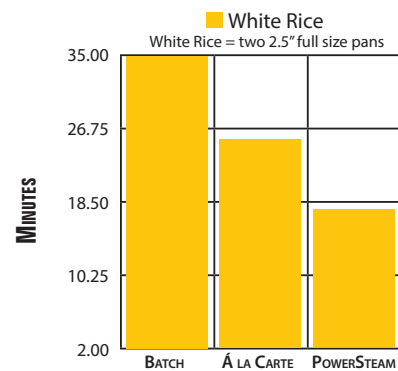
BATCH MODE

Leave as received from the factory.

YOU ASKED FOR A
**FASTER
BOILERLESS
STEAMER**
WE LISTENED



HOW FAST?



accutemp.net | (800) 210-5907